
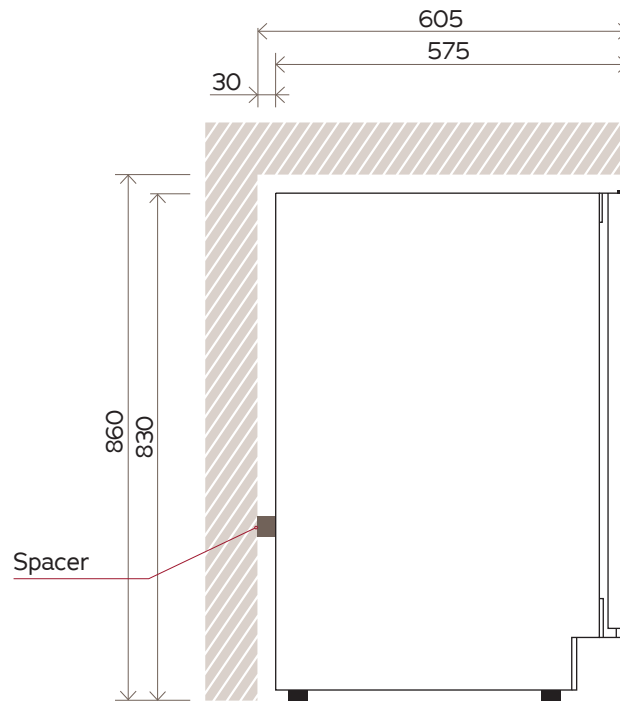



### VWSO2OSBA (V2OSGEBK) VBSO2OSBA (V2OBVCBK)



**FRONT VIEW**



**SIDE VIEW**



**TOP VIEW**

**NOTE: Illustrations not to scale.**  
All dimensions in millimetres.

\* Minimum 10mm required whether proud-fit or flush-fit, however 30mm is recommended on the opening edge for easy finger grip access when installed flush-fit.

For complete installation instructions, please refer to the user manual for this product.